

SHORT SPIGOT

Street Lighting Pole equipped with short spigot arm suited for wide range of application ranging from residential area to expressway.

Special consideration is catered for ease of storage while facilitating maintenance works.

OPTION AND ACCESSORIES

- 4M to 12M height
- Spigot arm Dia. 48/60mm
- Fiberglass Service Door
- Anti-Stick Paint
- Twin Flag Holder
- Retractable Banner Holder

STANDARD

LIGHTING POLE

by Mestron®

TECHNICAL SPECIFICATION

1

LIGHTING POLE COMPLY TO **BS EN 40-5 : 2002** "LIGHTING COLUMNS, REQUIREMENT FOR STEEL LIGHTING COLUMNS"

2

DESIGN OF POLE ARE COMPREHENSIVELY ANALYSED USING STAAD. PRO V8i STRUCTURAL DESIGN SOFTWARE TO WITHSTAND **35 M/S** WIND-SPEED, TERRAIN ROUGHNESS AND STATISTICAL FACTOR OF **1.0**

3

POLE DESIGN VALIDATED WITH TYPE TEST "DESIGN AND VERIFICATION", TESTING IN ACCORDANCE TO **BS EN 40-3-2 : 2013**

4

MATERIAL USED FOR LIGHTING POLE COMPLY TO **BS EN 10025 S275 JR : 2004 / JIS G3101 : 2010 / SS400** WITH MINIMUM YIELD AND TENSILE STRENGTH OF **275 MPa** AND **430 MPa** RESPECTIVELY

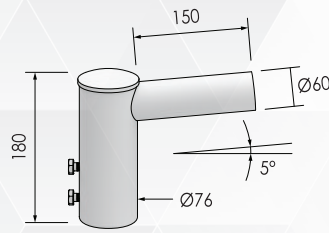

5

WELDING PROCESS OF LIGHTING POLE IN COMPLIANCE TO WELDING PROCESS SPECIFICATION AS PER **BS EN 1011-2 : 2001**

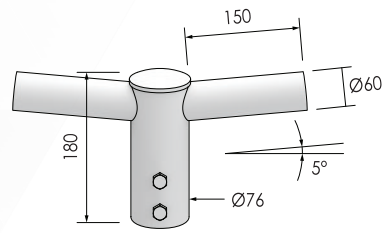
6

PRODUCTS ARE TREATED WITH ANTI-CORROSIVE TREATMENT KNOWN AS HOT-DIP GALVANIZED COATINGS ON FABRICATED IRON AND STEEL ARTICLES IN ACCORDANCE TO **BS EN ISO 1461 : 2009**



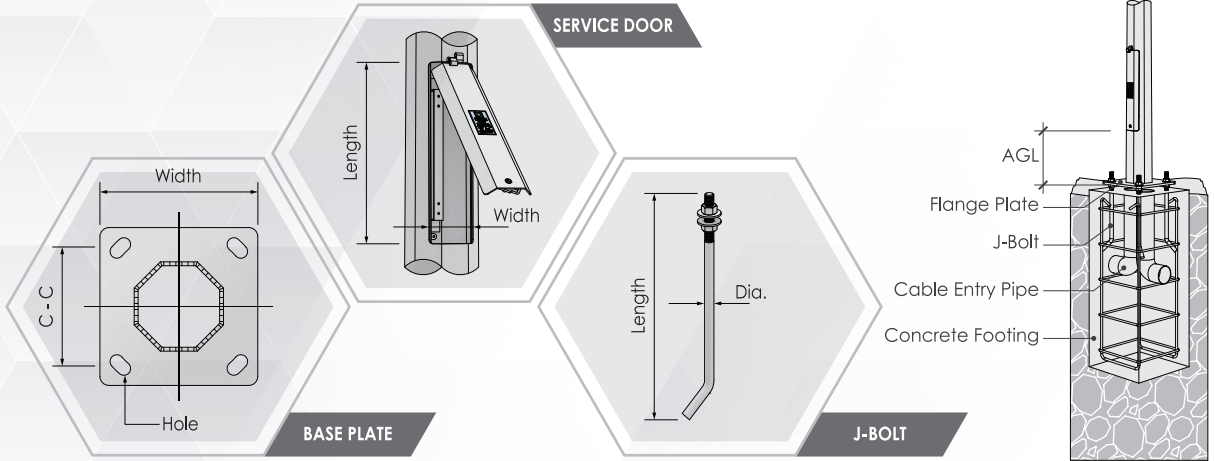


SINGLE SHORT ARM



DOUBLE SHORT ARM

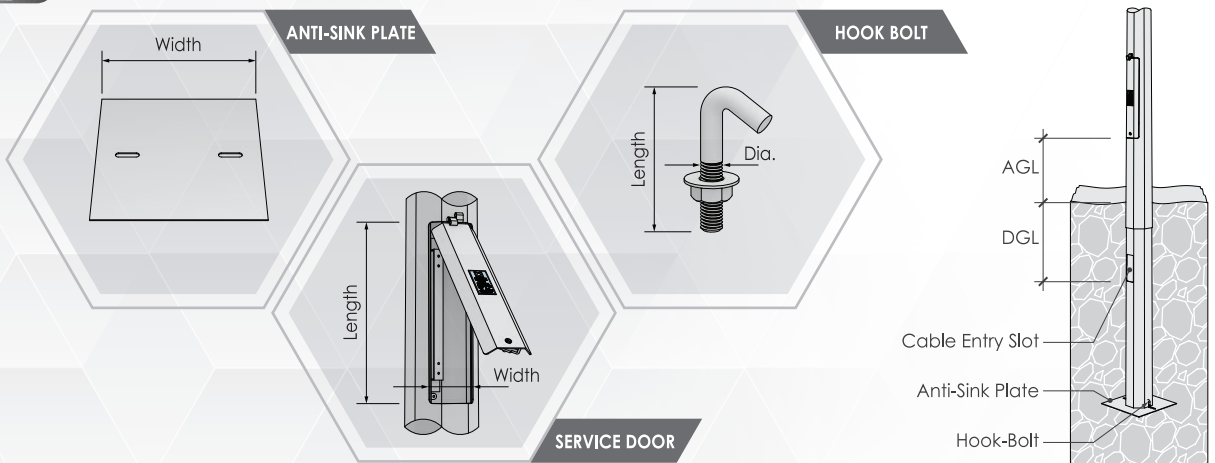
FLANGE MOUNTED TYPE



Pole(M)	SECTION HEIGHT		BASE FLANGE PLATE				SERVICE DOOR			J-BOLT		CONCRETE FOOTING		
	Bottom	Top	Width	C - C	Hole	THK	AGL	Width	Length	Dia.	Length	Width	Height	C - C
4	4000	-	250	195	37 x 20	9	305	90	350	16	280	300	600	195
6	6000	-	300	220	45 x 26	12	305	100	450	20	450	350	900	220
8	8000	-	300	220	45 x 26	12	305	110	450	20	450	400	1000	220
9	2050	7200	300	220	45 x 26	15	610	120	450	20	450	400	1000	220
10	3050	7200	350	260	52 x 30	16	610	120	450	24	570	450	1100	260
12	5050	7200	400	300	56 x 30	18	610	120	450	24	570	500	1200	300

*All Dimension are in Millimeter (MM) unless stated

PLANTED TYPE



Pole(M)	SECTION HEIGHT		ANTI-SINK PLATE		SERVICE DOOR			HOOK-BOLT		PLANTING DEPTH		
	Bottom	Top	Width	THK	AGL	Width	Length	Dia.	Length	Depth	DGL	Cable Entry
4	4800	-	250	2.5	305	90	350	8	55	800	500	150 x 50
6	7200	-	250	2.5	305	100	450	8	55	1200	500	150 x 60
8	2450	7200	300	2.5	305	110	450	8	55	1300	500	150 x 60
9	3450	7200	300	2.5	610	120	450	8	55	1400	500	150 x 60
10	4550	7200	300	2.5	610	120	450	8	55	1500	500	150 x 60
12	6750	7200	300	2.5	610	120	450	8	55	1700	500	150 x 60

*All Dimension are in Millimeter (MM) unless stated