

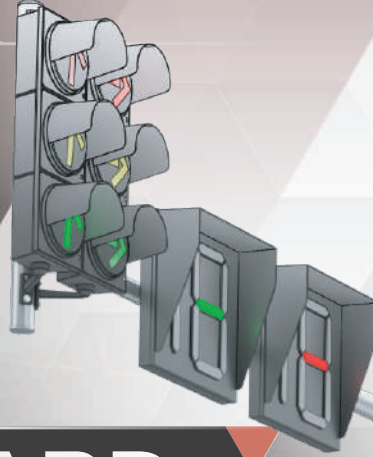
TRAFFIC LIGHT POLE

Traffic Light Pole covers typical planted and flanged mounted type Traffic Light as well as Overhead Traffic Light poles with varying arm length.

It can also be fully customized into Joint Use Mast Arm (JUMA) that combines Traffic Light and Street Light Pole together.

OPTION AND ACCESSORIES

- Standard Traffic Pole 12 Feet
- Overhead Traffic Pole 6.5M Height
- 5.5M Extension Arm
- Bracket for Countdown Timer
- Planted or Flange Mounted Type
- Fiberglass Service Door



STANDARD LIGHTING POLE

by Mestron®

TECHNICAL SPECIFICATION

1

LIGHTING POLE COMPLY TO **BS EN 40-5 : 2002** "LIGHTING COLUMNS, REQUIREMENT FOR STEEL LIGHTING COLUMNS"

2

DESIGN OF POLE ARE COMPREHENSIVELY ANALYSED USING STAAD. PRO V8i STRUCTURAL DESIGN SOFTWARE TO WITHSTAND **35 M/S** WIND-SPEED, TERRAIN ROUGHNESS AND STATISTICAL FACTOR OF **1.0**

3

POLE DESIGN VALIDATED WITH TYPE TEST "DESIGN AND VERIFICATION", TESTING IN ACCORDANCE TO **BS EN 40-3-2 : 2013**

4

MATERIAL USED FOR LIGHTING POLE COMPLY TO **BS EN 10025 S275 JR : 2004 / JIS G3101 : 2010 / SS400** WITH MINIMUM YIELD AND TENSILE STRENGTH OF **275 MPa** AND **430 MPa** RESPECTIVELY

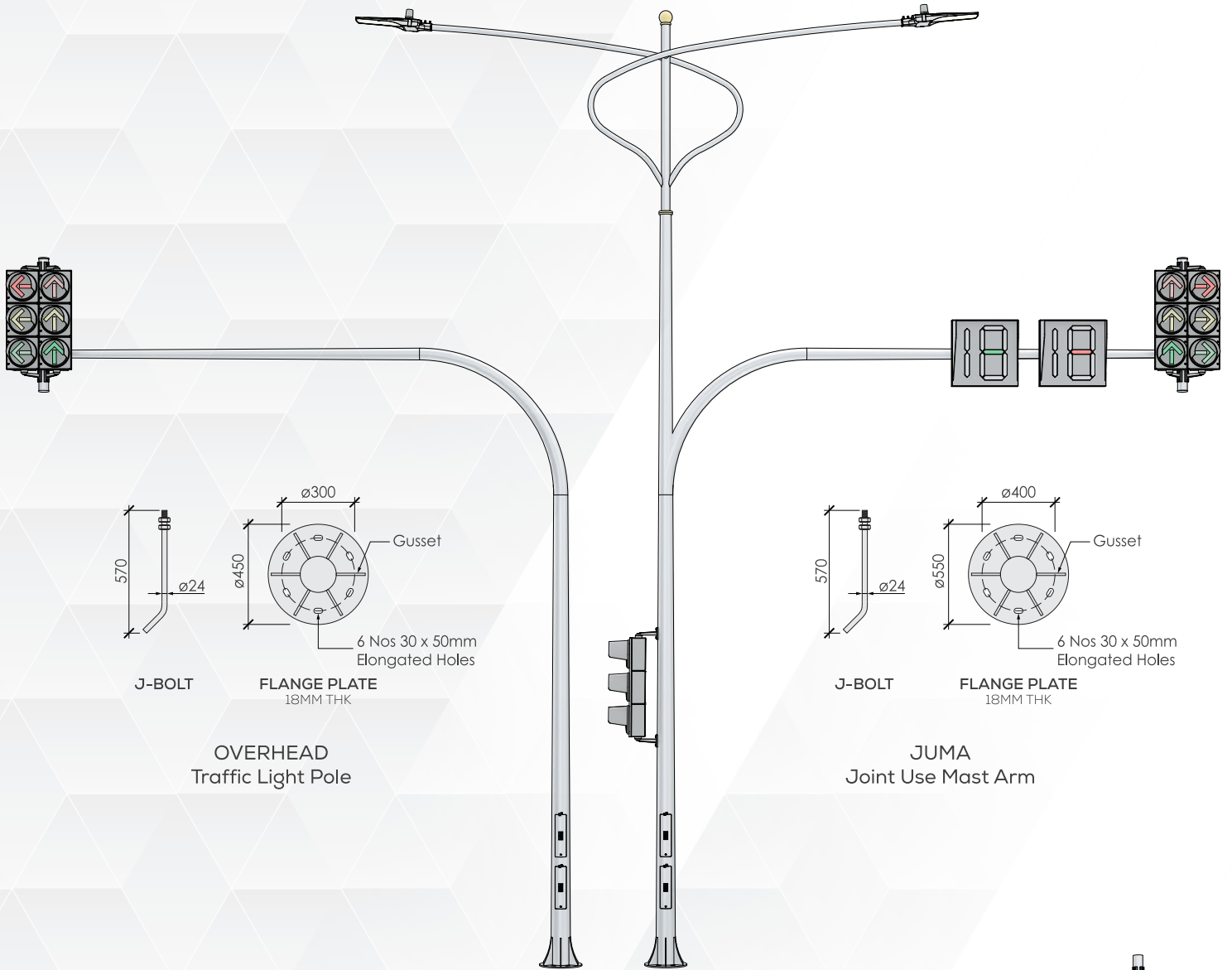
5

WELDING PROCESS OF LIGHTING POLE IN COMPLIANCE TO WELDING PROCESS SPECIFICATION AS PER **BS EN 1011-2 : 2001**

6

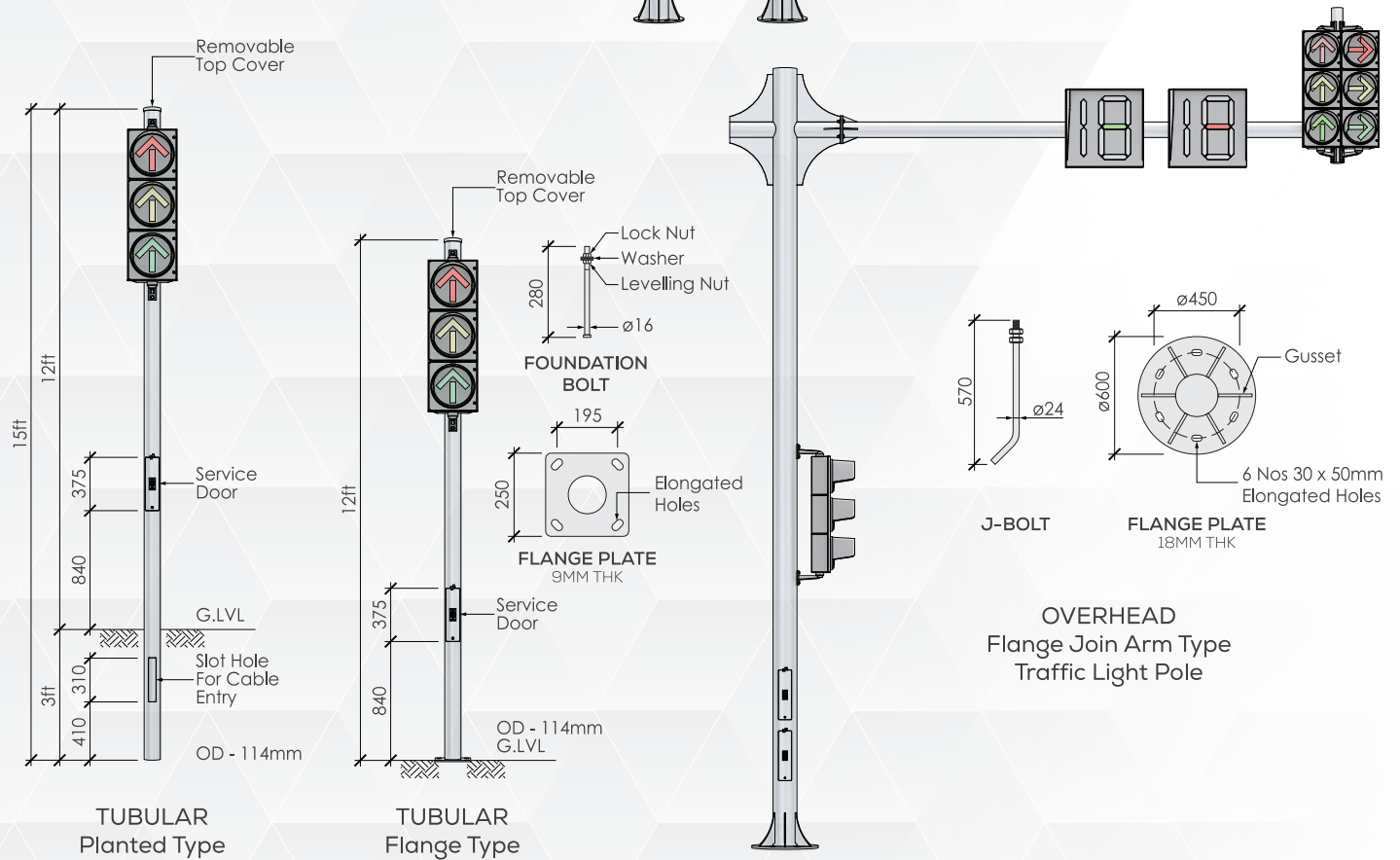
PRODUCTS ARE TREATED WITH ANTI-CORROSIVE TREATMENT KNOWN AS HOT-DIP GALVANIZED COATINGS ON FABRICATED IRON AND STEEL ARTICLES IN ACCORDANCE TO **BS EN ISO 1461 : 2009**





OVERHEAD
Traffic Light Pole

JUMA
Joint Use Mast Arm



TUBULAR
Planted Type

TUBULAR
Flange Type

OVERHEAD
Flange Join Arm Type
Traffic Light Pole